



Megachem (Thailand) PCL

OPPORTUNITY DAY

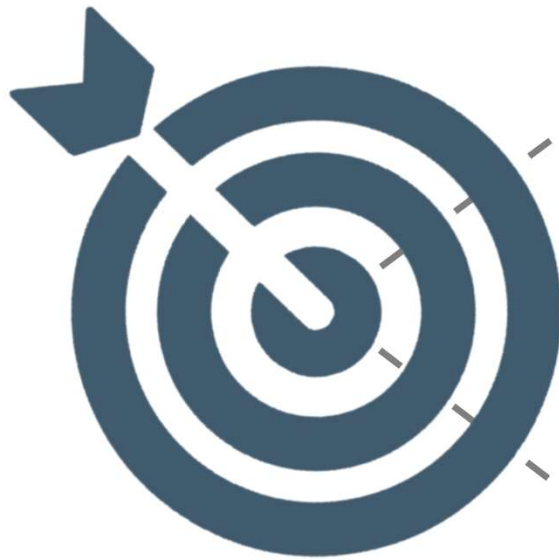
29th August 2024 @ 10:15

(Online Broadcasting)

Company Information

Company Name	: Megachem (Thailand) Public Company Limited
Business Types	: Chemicals distributor & chemical solution provider
Registered Capital	: 200,000,000 Baht
IPO Date	: 23 February 2017, Symbol : MGT
Par value	: 0.50 Baht
Location Office	: 25 Soi chalongkrung 31, Ladkrabang Industrial Estate Soi G1/9 Lamplathew Lat Krabang, Bangkok 10520
Telephone Number	: 02-739-6333
Home page	: http://www.megachem.co.th

Vision and Mission



VISION

- "TO BE THE BEST SOLUTION PROVIDER OF CHEMICALS"

MISSION

- "TO PROVIDE SUPERIOR VALUE OF CHEMICAL SERVICES AND SOLUTIONS TO OUR PARTNERS"

Our Core Values



C

Collaboration

We aim work as a team, a single unit, to drive each other and to help others who are in need.

A

Accountability

Actions must have consequences; whether good or bad. We are a part of a unified team, meaning that we are all accountable for all our deeds.

R

Respect

We must respect each other, both professionally and personally.

E

Entrepreneurial mindset

We must continue to evolve as a person and as a team

MGT's Journey

1992



5th October 1992

MGT was founded as a specialty chemicals distributor

Registered Capital
1 million Baht

2016

April 2016

Capital increased
150 million Baht

Change share
value from 100
Baht per share to
0.50 Baht per
share

2017

February 2017

Listed in the Stock
Exchange of Thailand
in the mai section

Registered Capital
200 million Baht

2018

February 2018



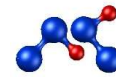
Joint-venture with Myanmar →

Megachem (Myanmar) Limited

Trading company distributor
(Construction materials, Medical
equipment, Agriculture)

MGT acquired share = 51%

June 2018



Established subsidiary company →

Megachem Plus Limited

Import and distributor of Ethanol

MGT acquired share = 80%

2021



January 2021

Joint-venture with Japan →

Mega Fuji Graphite Ltd.

Graphite business

MGT acquired share = 49%

September 2021



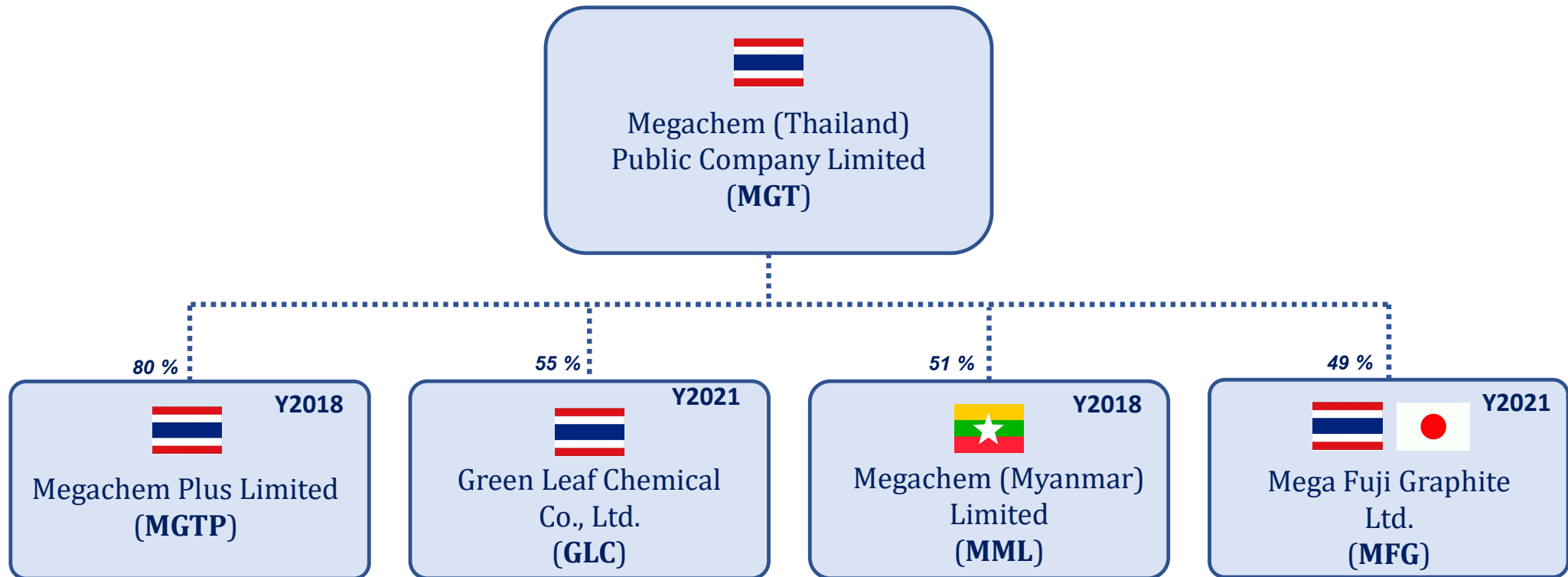
Established subsidiary company →

Green Leaf Chemical Co.,Ltd.

Business types (Personal care & toiletries,
Food BU, Skin test services)

MGT acquired share = 55%

Corporate Structure



Business Type

Megachem (Thailand) PCL runs its business by distributing and providing clients with complete consulting services of chemicals in these following industries:

Performance Coating



Polymer and Advance polymer composite



Oil and Gas



Lifestyle Biotech



Surface technology



Business Units of GLC

Distributor and professional consultant for Personal Care and Nutraceutical

Personal Care & Toiletries

Personal Care & Cosmetic

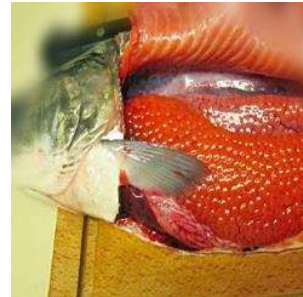


Fragrance & Oil



Food

Nutraceutical



Skin Test Service

Technical Center & Skin Test



Revenue Breakdown by Segment and Growth (Consolidated)

Unit: (Million Baht)

Sales by Segment	Growth	2024			By	2023			By
		Q1	Q2	Total	Segment	Q1	Q2	Total	Segment
Lifestyle Biotech	2%	120	137	257	48%	128	125	253	49%
Polymer and Advance polymer composite	7%	50	70	120	22%	55	57	112	22%
Performance coating	7%	35	44	79	15%	36	38	74	14%
Surface technology	2%	20	23	43	8%	22	20	42	8%
Oil and Gas	47%	12	13	25	5%	10	7	17	3%
Other	-42%	5	6	11	2%	11	8	19	4%
Grand Total	3%	242	293	535	100%	262	255	517	100%

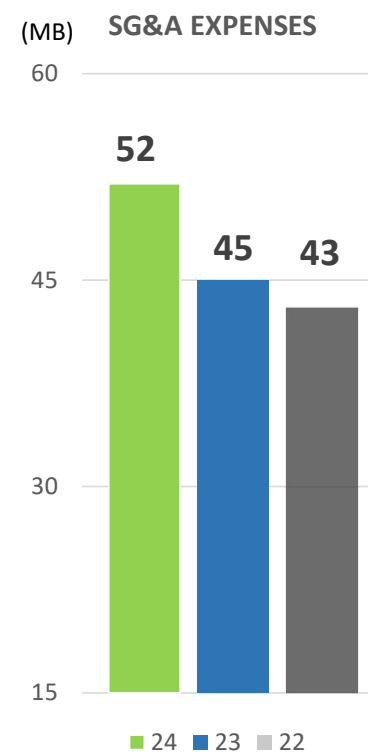
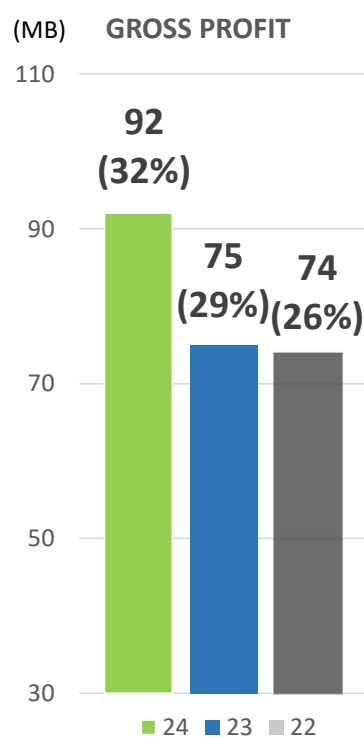
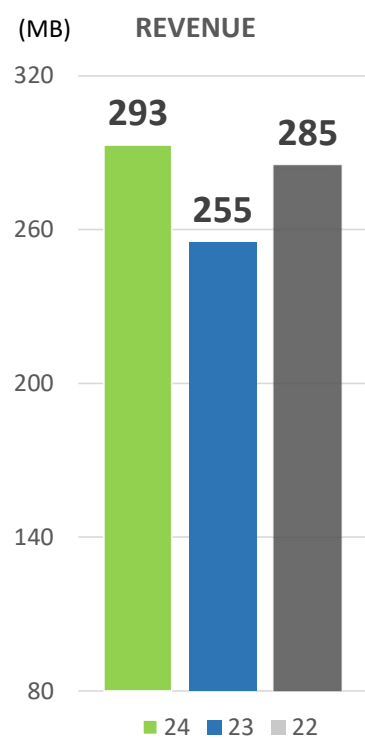
Financial Performance Q2 FY'2024 (Consolidated)

3YR CAGR: 10.19%

Y-O-Y% : 14.90%

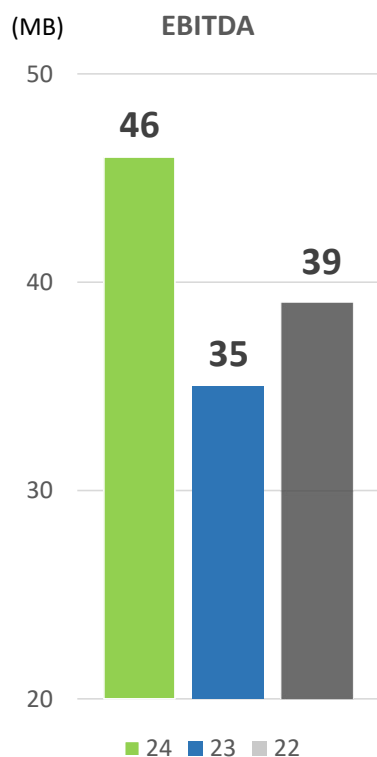
Y-O-Y% : 22.67%

Y-O-Y% : 15.56%

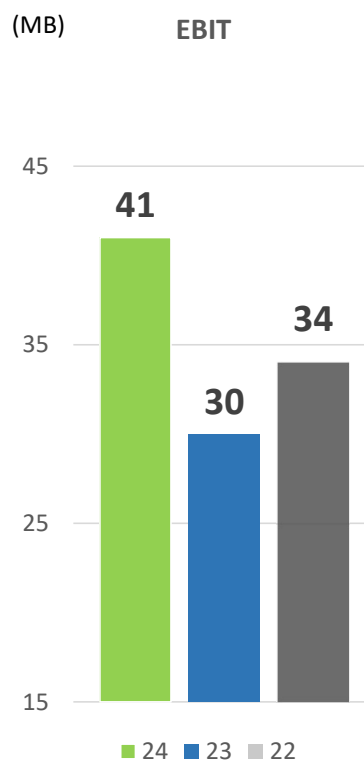


Financial Performance Q2 FY'2024 (Consolidated)

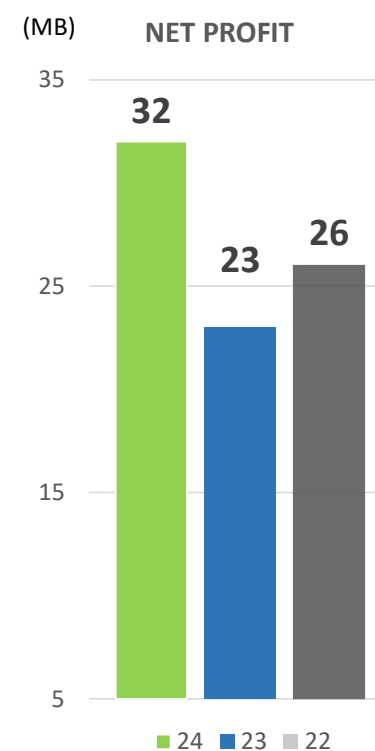
Y-O-Y% : 31.43%



Y-O-Y% : 36.67%



Y-O-Y% : 39.13%



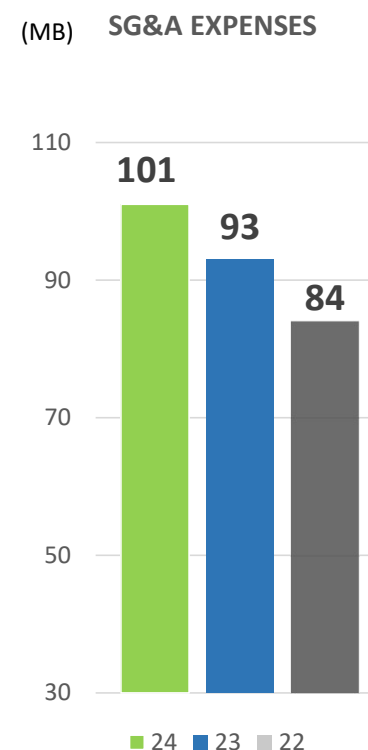
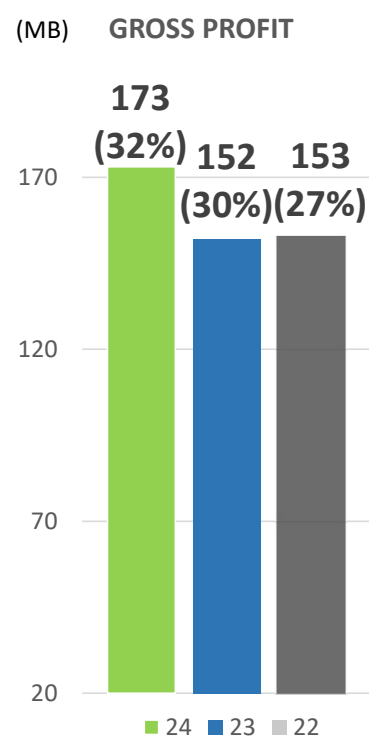
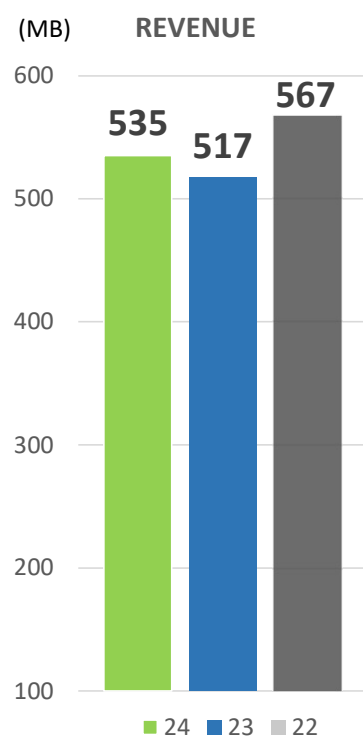
Financial Performance H1 FY'2024 (Consolidated)

3YR CAGR: 7.31%

Y-O-Y% : 3.48%

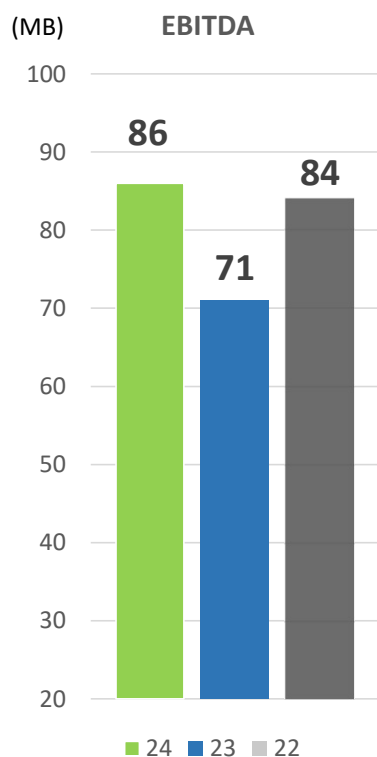
Y-O-Y% : 13.82%

Y-O-Y% : 8.60%

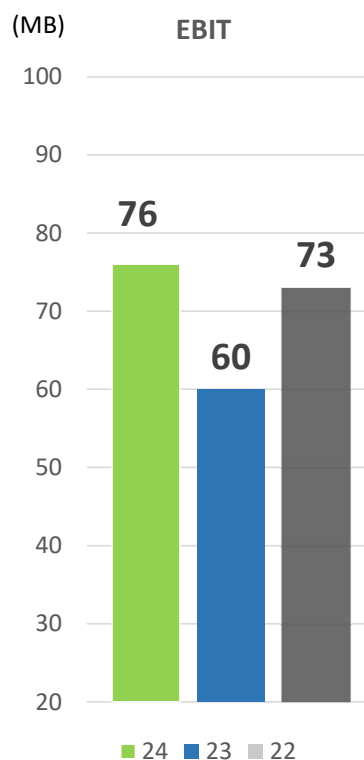


Financial Performance H1 FY'2024 (Consolidated)

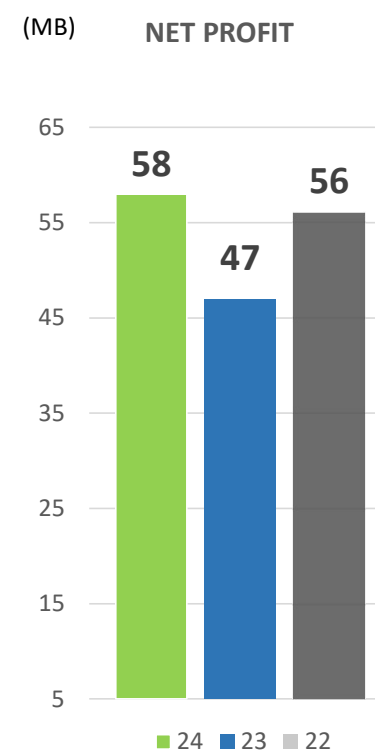
Y-O-Y% : 21.13%



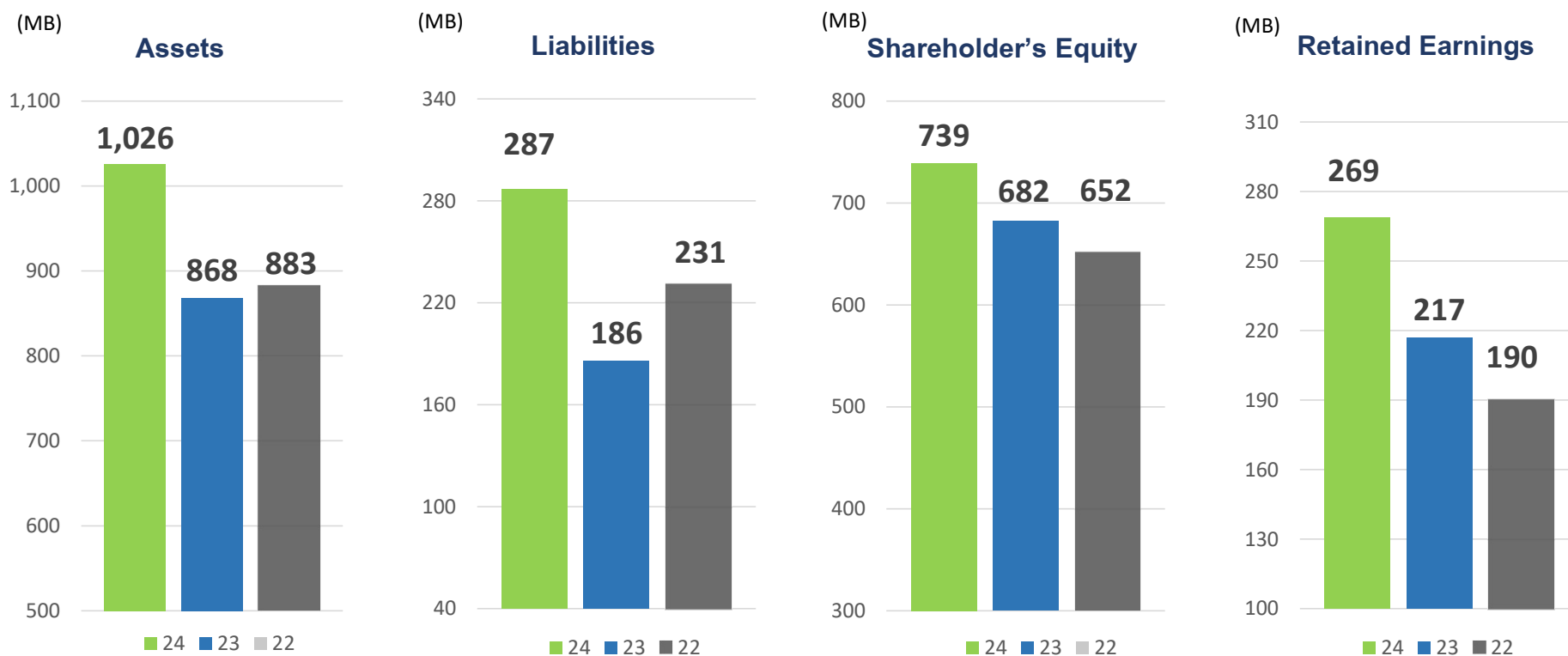
Y-O-Y% : 26.67%



Y-O-Y% : 23.40%

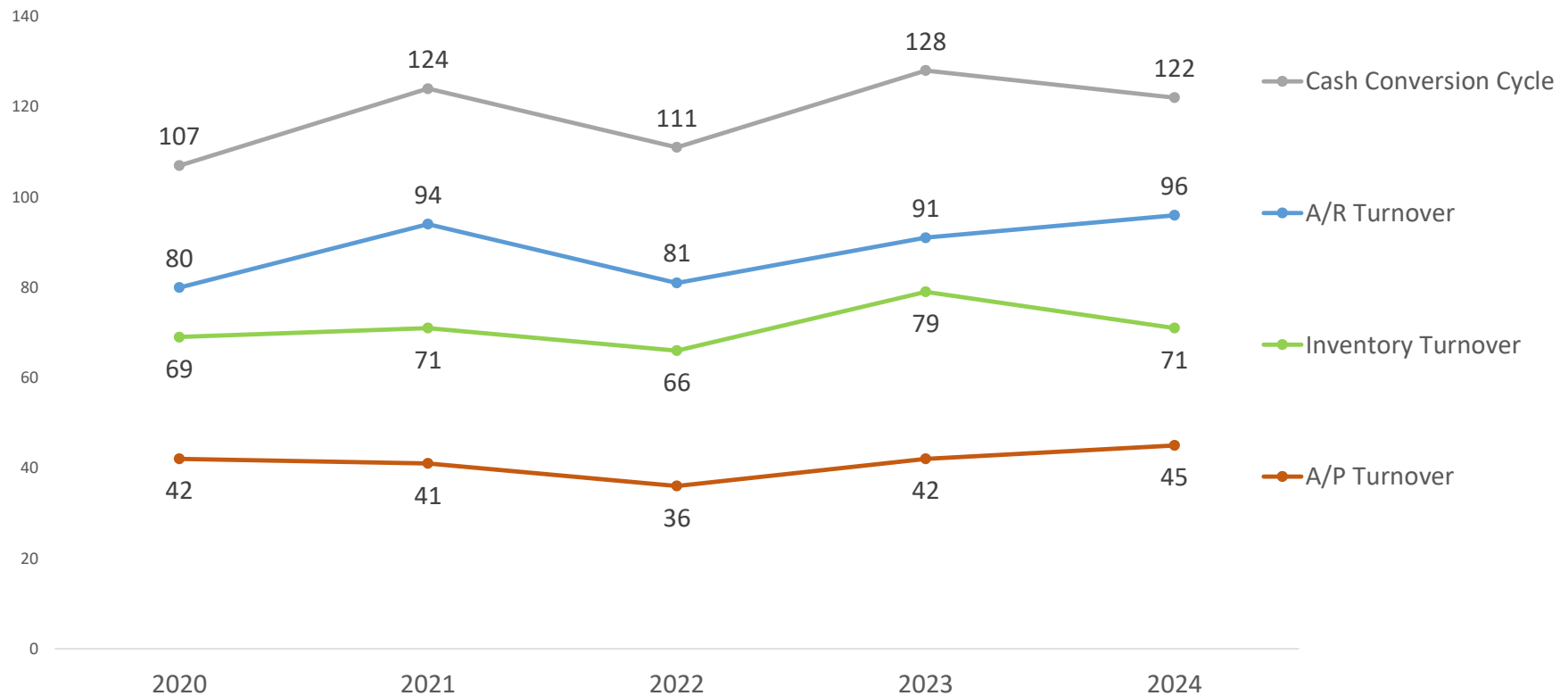


Financial Position H1 FY'2024 (Consolidated)

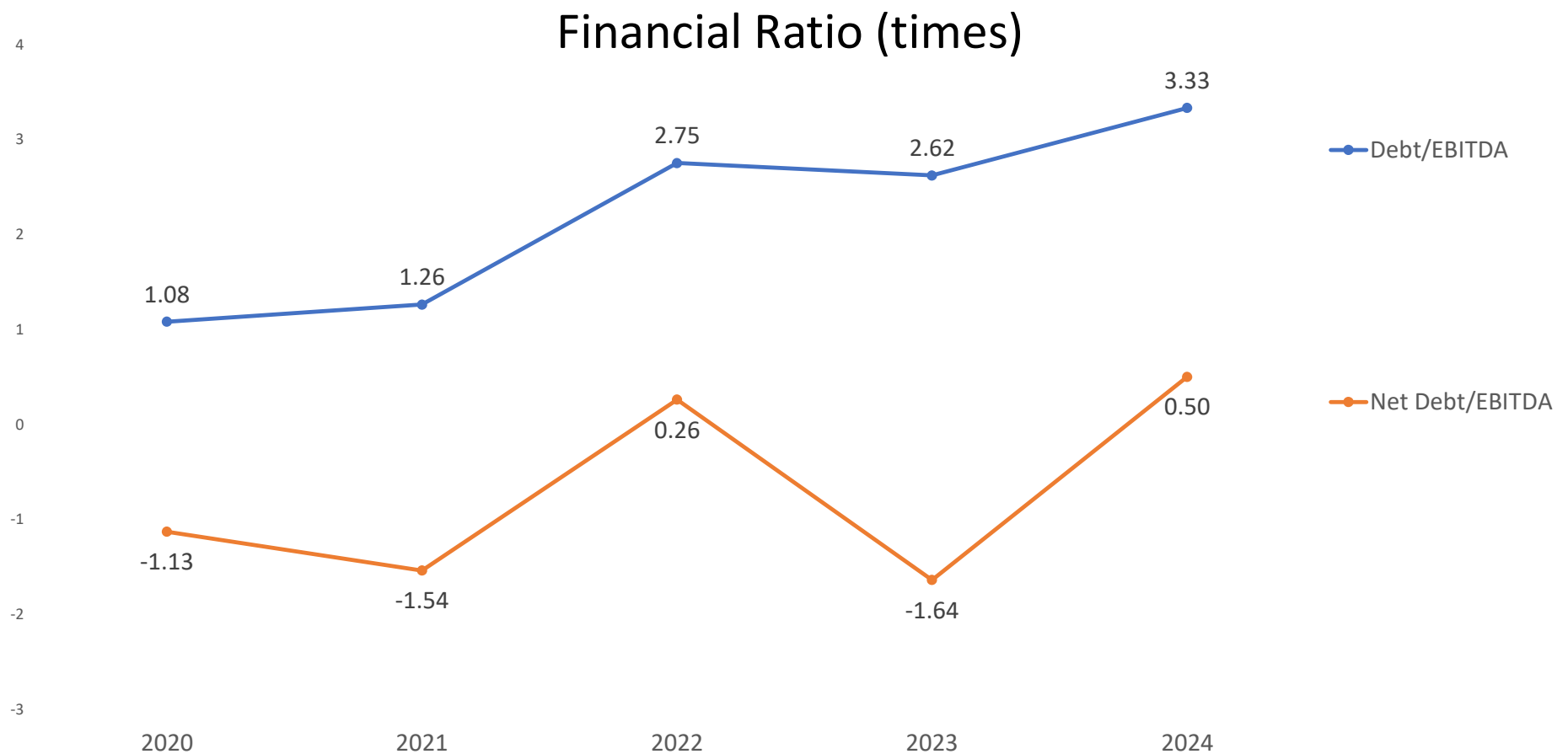


Financial Ratio H1 FY'2024 (Consolidated)

Financial Ratio (days)



Financial Ratio H1 FY'2024 (Consolidated)



Dividend Payment

	2024	2023	2022	2021	2020	2019	2018	2017
Interim Dividend	0.03	0.03	0.03	0.03	0.03	0.05	0.04	0.03
Year end		0.07	0.08	0.12	0.07	0.04	0.06	0.07
Total	0.03	0.10	0.11	0.15	0.10	0.09	0.10	0.10
Share	400,000,000	400,000,000	400,000,000	400,000,000	400,000,000	400,000,000	400,000,000	400,000,000
Total Paid	12,000,000	40,000,000	44,000,000	60,000,000	40,000,000	36,000,000	40,000,000	40,000,000
Paid Date	05/09/2024	06/09/2023 20/05/2024	09/09/2022 16/05/2023	03/09/2021 20/05/2022	09/09/2020 20/05/2021	09/12/2019 20/05/2020	06/09/2018 15/05/2019	12/12/2017 14/05/2018

2023 : Investments

➤ JIOS AEROGEL HOLDINGS PTE. LTD.

THB 74,086,000.00

Paid date on 06/10/2023

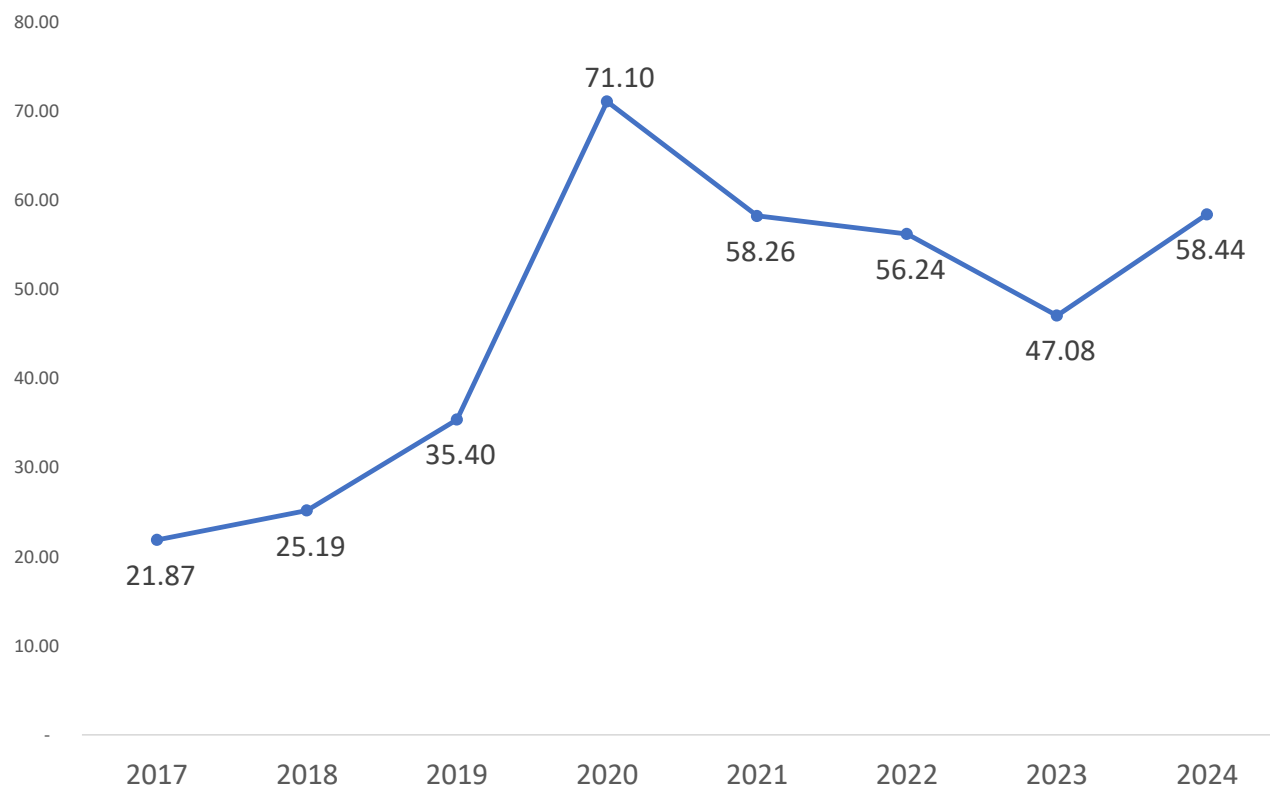
➤ ABIO MATERIALS CO., LTD.

THB 74,158,957.19

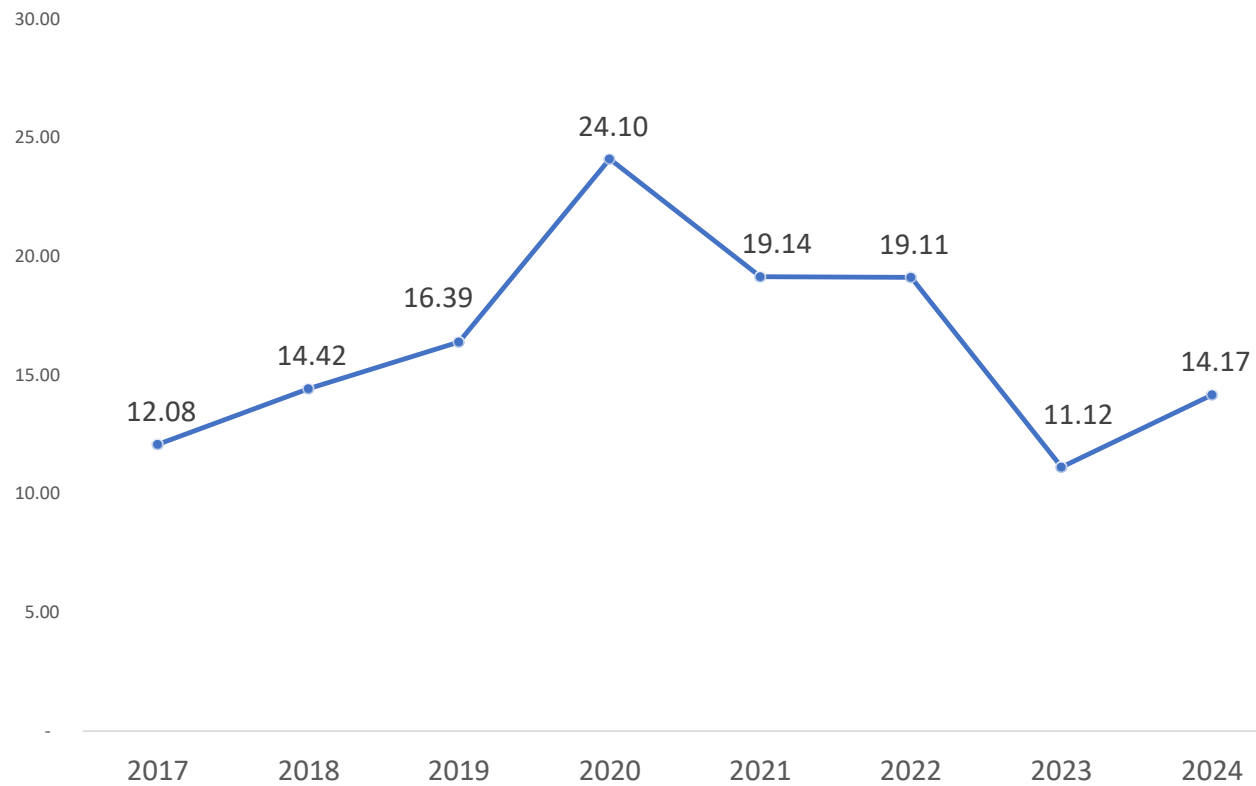
Paid date on 30/11/2023

NET PROFIT Q2 2017-2024

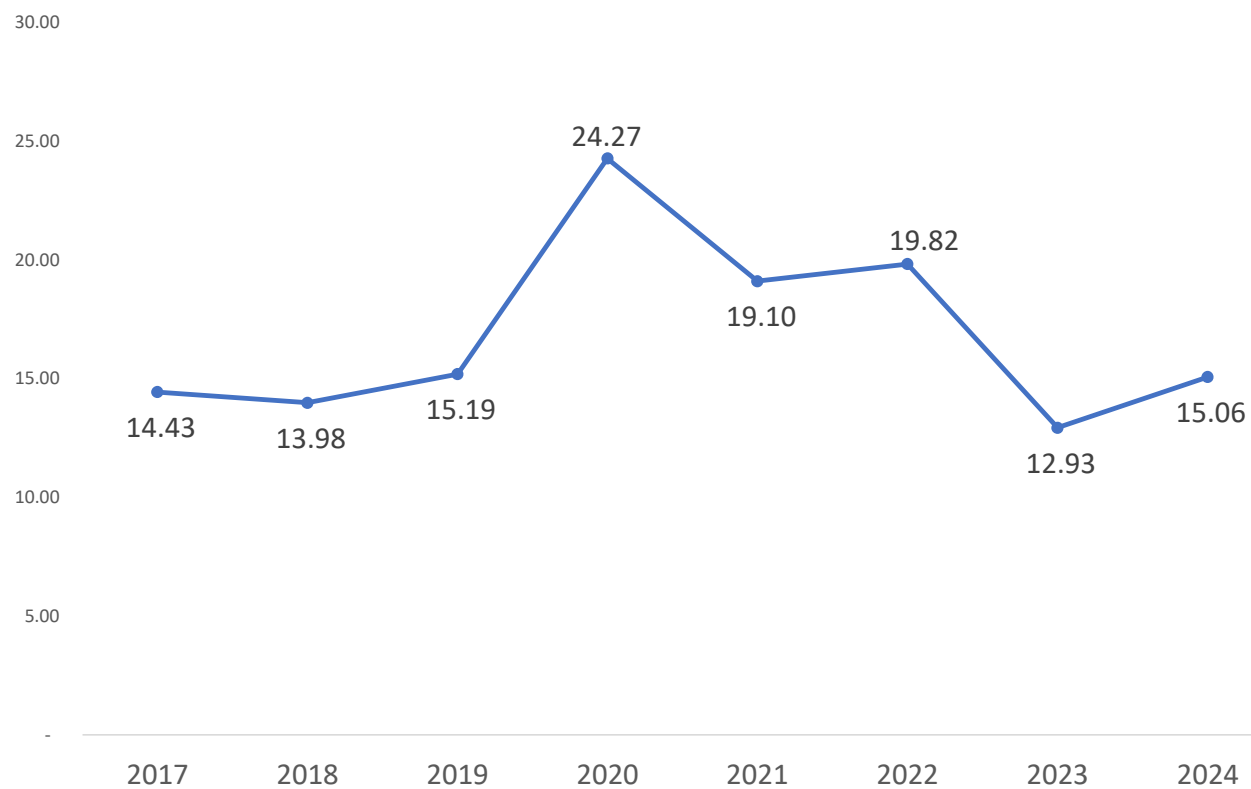
Unit: Million Baht



ROA (%) Q2 2017-2024

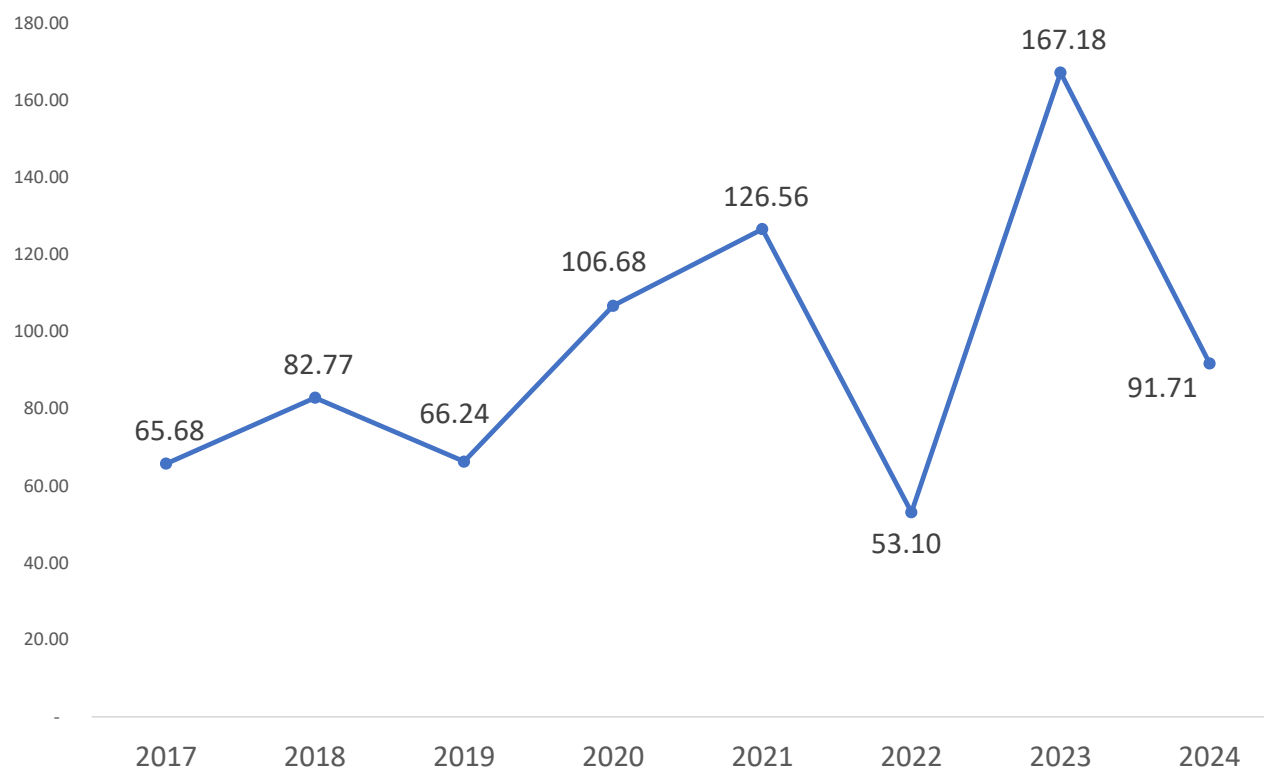


ROE (%) Q2 2017-2024

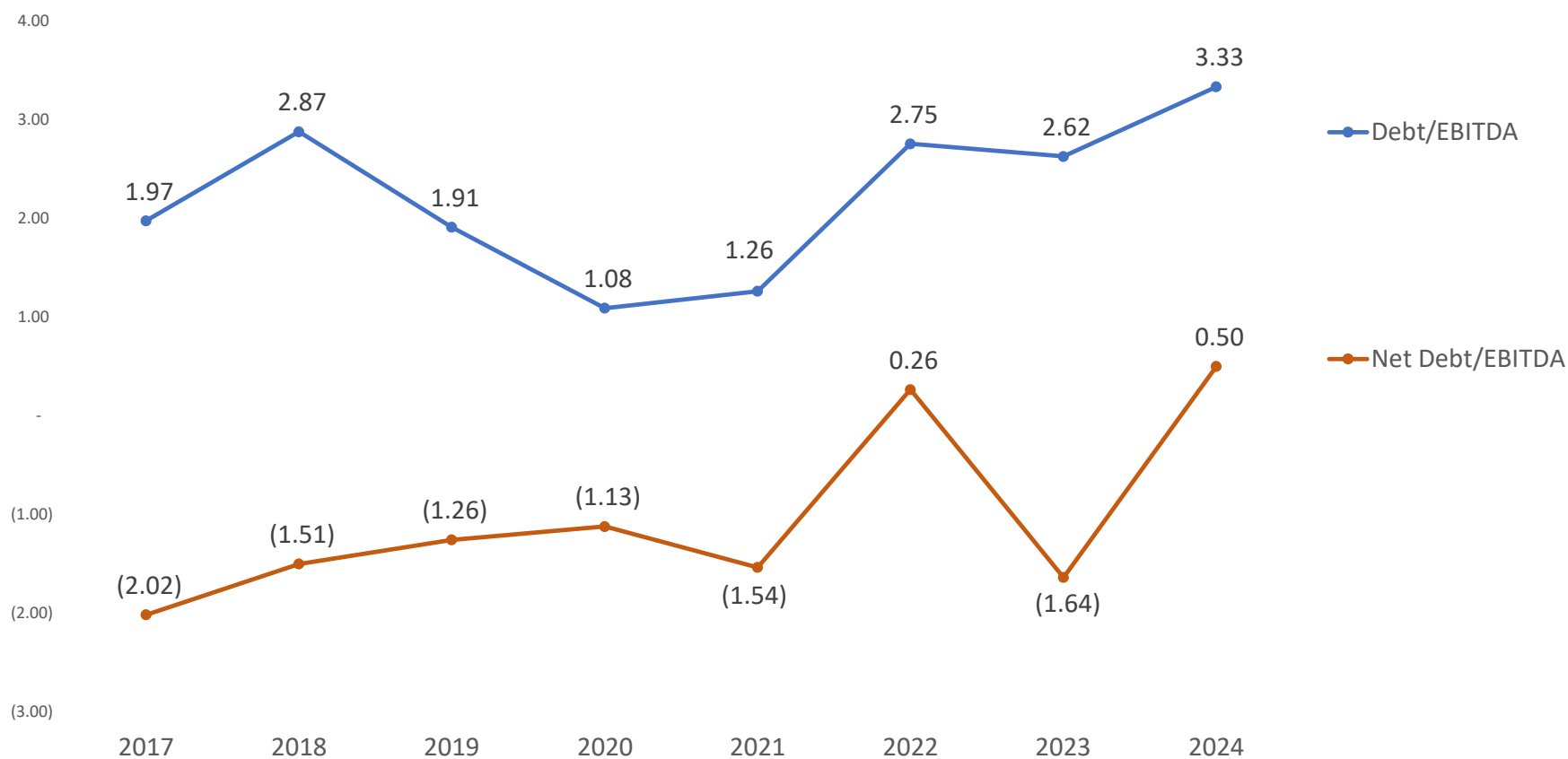


Cash and cash equivalents Q2 2017-2024

Unit: Million Baht



Financial Ratio (times) Q2 2017-2024





Q & A