



Megachem (Thailand) PCL

OPPORTUNITY DAY

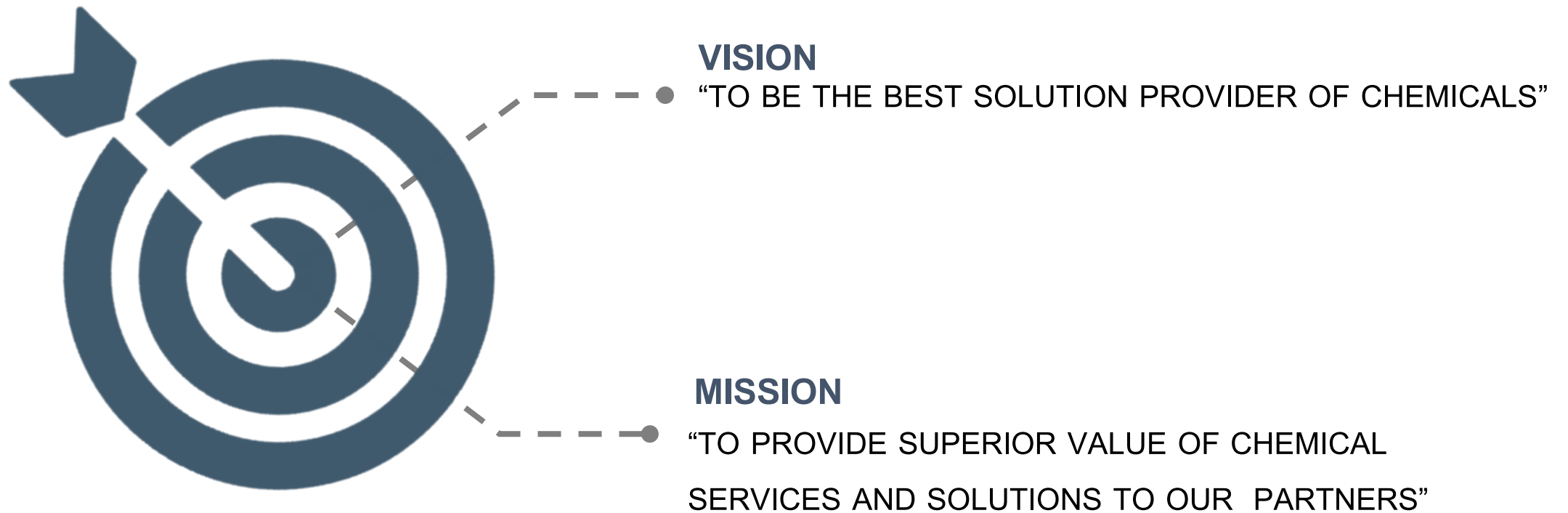
30th May 2024 @ 14:15

(Online Broadcasting)

Company Information

Company Name	: Megachem (Thailand) Public Company Limited
Business Types	: Chemicals distributor & chemical solution provider
Registered Capital	: 200,000,000 Baht
IPO Date	: 23 February 2017, Symbol : MGT
Par value	: 0.50 Baht
Location Office	: 25 Soi chalongkrung 31, Ladkrabang Industrial Estate Soi G1/9 Lamplathew Lat Krabang, Bangkok 10520
Telephone Number	: 02-739-6333
Home page	: http://www.megachem.co.th

Vision and Mission



Our Core Values



C

Collaboration

We aim work as a team, a single unit, to drive each other and to help others who are in need.

A

Accountability

Actions must have consequences; whether good or bad. We are a part of a unified team, meaning that we are all accountable for all our deeds.

R

Respect

We must respect each other, both professionally and personally.

E

Entrepreneurial mindset

We must continue to evolve as a person and as a team

MGT's Journey

1992



5th October 1992

MGT was founded as a specialty chemicals distributor

Registered Capital
1 million Baht

2016

April 2016

Capital increased
150 million Baht

Change share
value from 100
Baht per share to
0.50 Baht per
share

2017

February 2017

Listed in the Stock
Exchange of Thailand
in the mai section

Registered Capital
200 million Baht

2018

February 2018



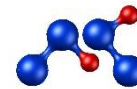
Joint-venture with Myanmar →

Megachem (Myanmar) Limited

Trading company distributor
(Construction materials, Medical
equipment, Agriculture)

MGT acquired share = 51%

June 2018



Established subsidiary company →

Megachem Plus Limited

Import and distributor of Ethanol

MGT acquired share = 80%

2021

January 2021



Joint-venture with Japan →

Mega Fuji Graphite Ltd.

Graphite business

MGT acquired share = 49%

September 2021



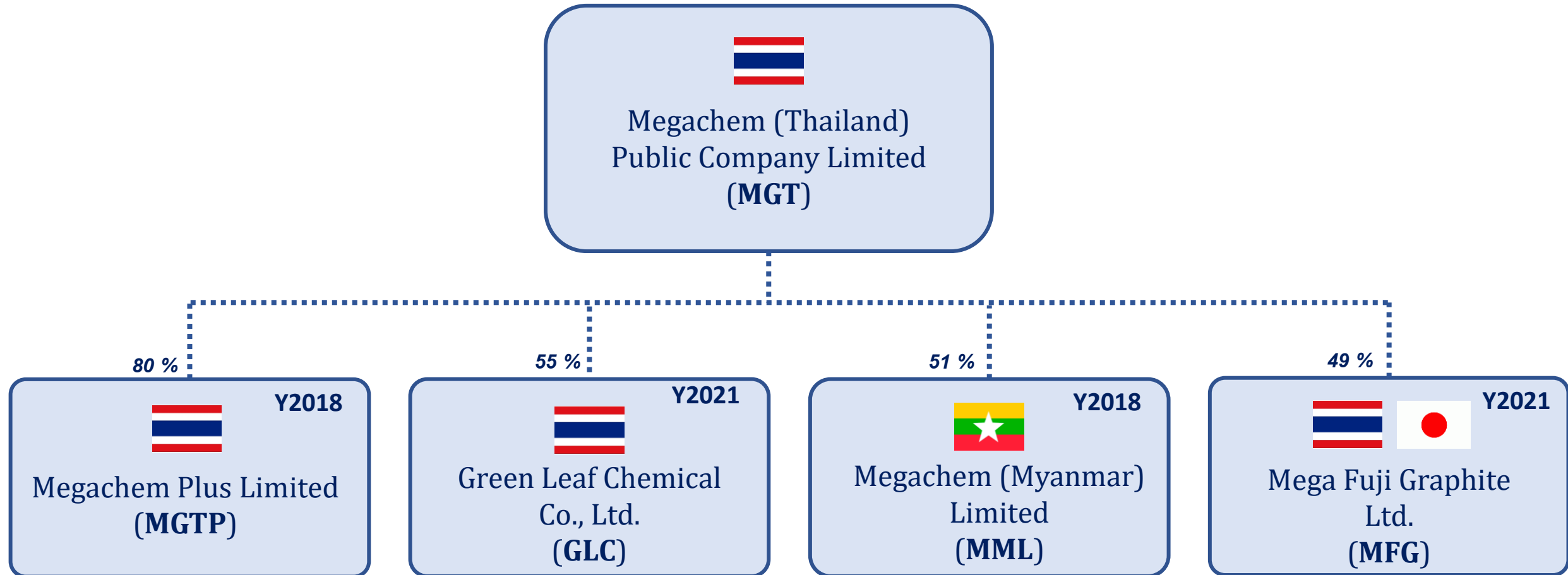
Established subsidiary company →

Green Leaf Chemical Co.,Ltd.

Business types (Personal care & toiletries,
Food BU, Skin test services)

MGT acquired share = 55%

Corporate Structure



Business Type

Megachem (Thailand) PCL runs its business by distributing and providing clients with complete consulting services of chemicals in these following industries:

Performance
Coating



Polymer and
Advance polymer
composite



Oil and Gas



Lifestyle
Biotech



Surface
technology



Business Units of GLC

Distributor and professional consultant for Personal Care and Nutraceutical

Personal Care & Toiletries

Personal Care & Cosmetic



Fragrance & Oil



Food

Nutraceutical



Skin Test Service

Technical Center & Skin Test



Revenue Breakdown by Segment and Growth (Consolidated)

Unit: (Million Baht)

Sales by Segment	Growth	2024	By	2023	By
		Q1	Segment	Q1	Segment
Lifestyle Biotech	-6%	120	50%	128	49%
Polymer and Advance polymer composite	-9%	50	21%	55	21%
Performance coating	-4%	35	14%	36	14%
Surface technology	-8%	20	8%	22	8%
Oil and Gas	14%	12	5%	10	4%
Other	-53%	5	2%	11	4%
Grand Total	-7%	242	100%	262	100%

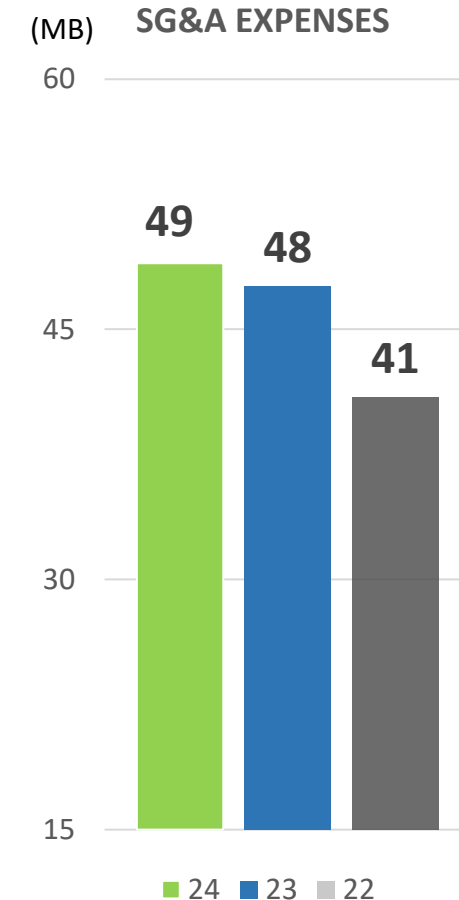
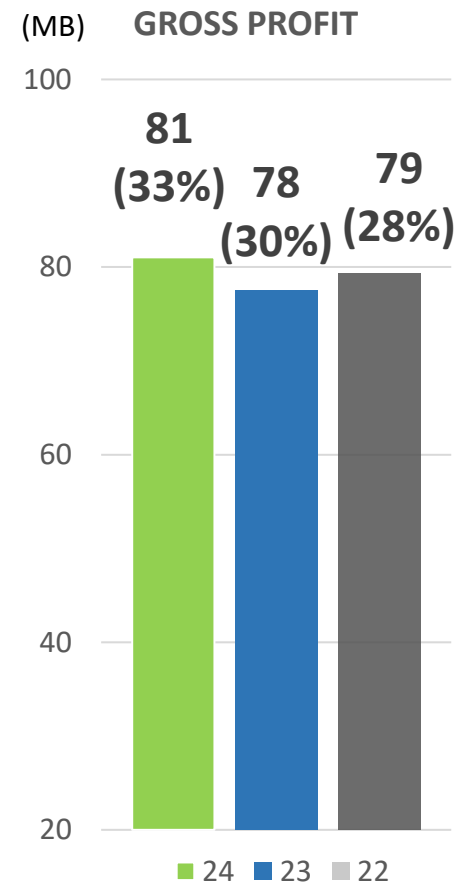
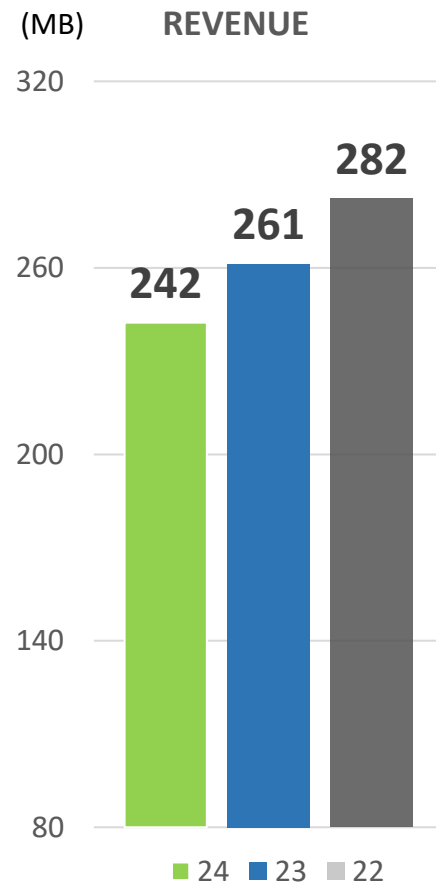
Financial Performance Q1 FY'2024 (Consolidated)

3YR CAGR: 4.18%

Y-O-Y% : -7.28%

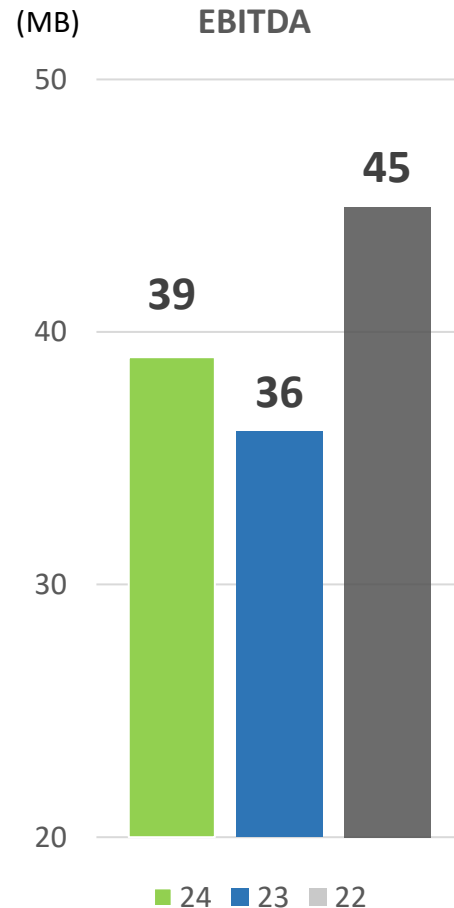
Y-O-Y% : 3.85%

Y-O-Y% : 2.08%

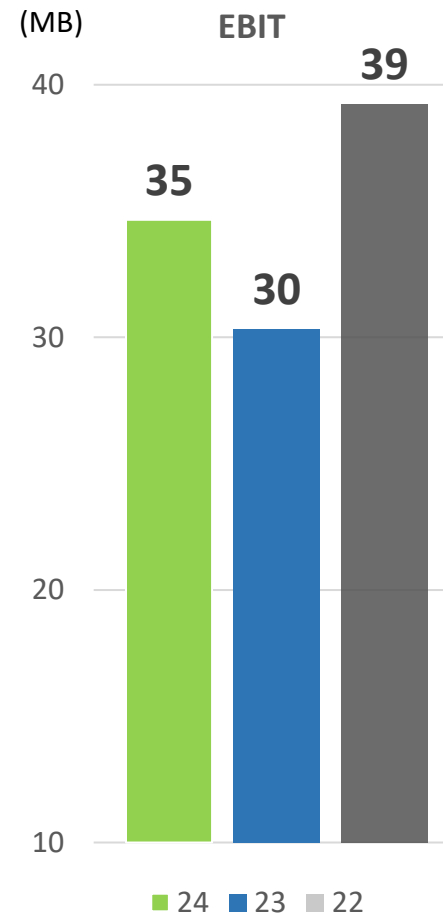


Financial Performance Q1 FY'2024 (Consolidated)

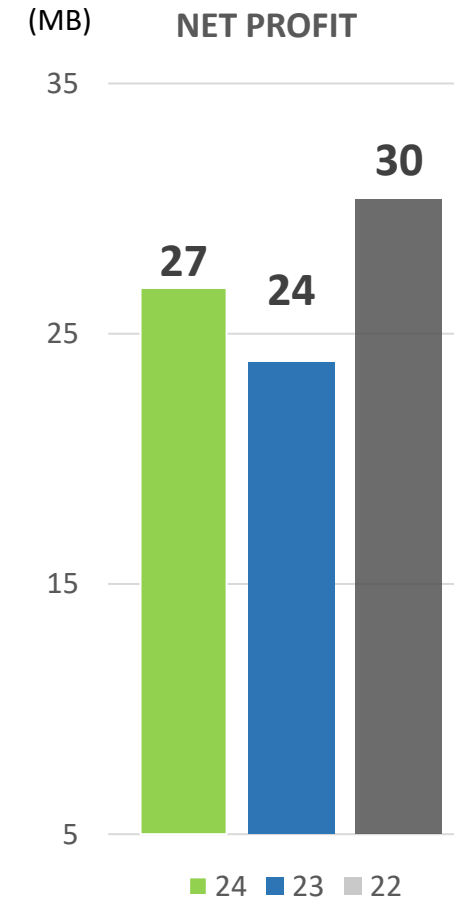
Y-O-Y% : 8.33%



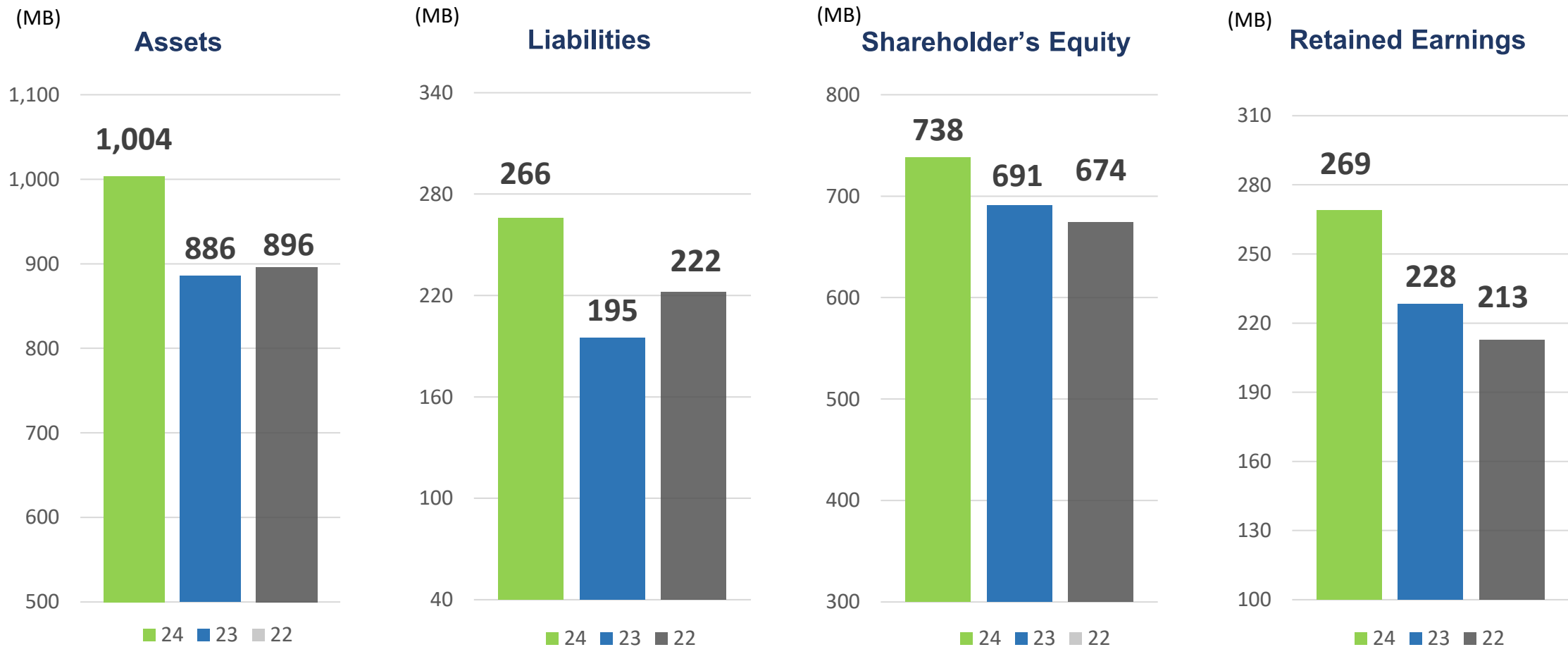
Y-O-Y% : 16.67%



Y-O-Y% : 12.50%



Financial Position Q1 FY'2024 (Consolidated)



Financial Ratio Q1 FY'2024 (Consolidated)

Financial Ratio	Q1 FY24	FY23	Q1 FY23
A/R Turnover (days)	86	75	85
A/P Turnover (days)	44	32	40
Inventory Turnover (days)	85	77	78
Cash Conversion Cycle (days)	127	120	123
Debt/Equity	0.43	0.40	0.33
Net Debt/Equity	-0.06	-0.04	-0.18

Dividend Payment

	2023	2022	2021	2020	2019	2018	2017
Interim Dividend	0.03	0.03	0.03	0.03	0.05	0.04	0.03
Year end	0.07	0.08	0.12	0.07	0.04	0.06	0.07
Total	0.10	0.11	0.15	0.10	0.09	0.10	0.10
Share	400,000,000	400,000,000	400,000,000	400,000,000	400,000,000	400,000,000	400,000,000
Total Paid	40,000,000	44,000,000	60,000,000	40,000,000	36,000,000	40,000,000	40,000,000
Paid Date	06/09/2023	09/09/2022	03/09/2021	09/09/2020	09/12/2019	06/09/2018	12/12/2017
	20/05/2024	16/05/2023	20/05/2022	20/05/2021	20/05/2020	15/05/2019	14/05/2018

2023 : Investments

➤ JIOS AEROGEL HOLDINGS PTE. LTD.

THB 74,086,000.00

Paid date on 06/10/2023

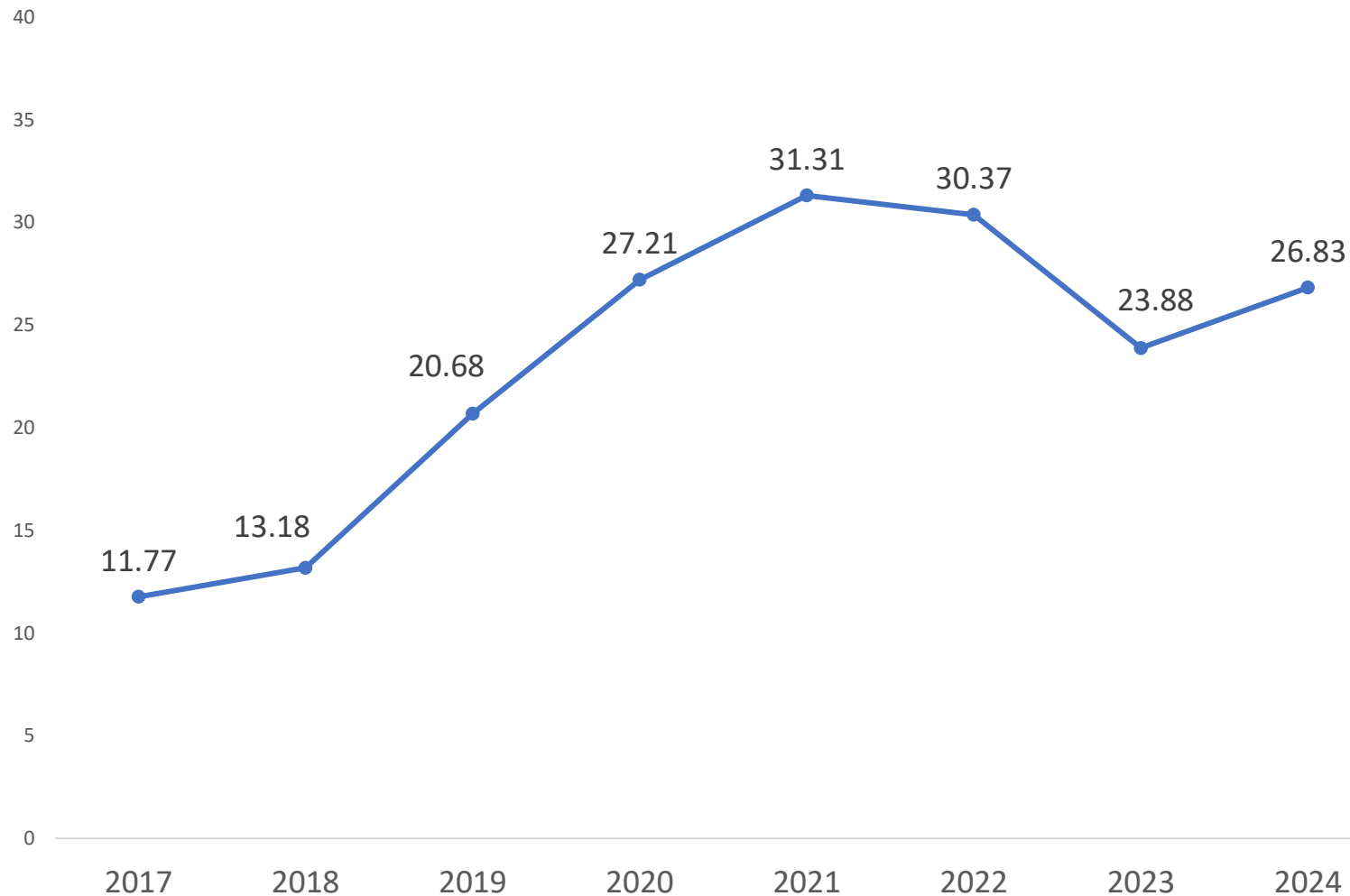
➤ ABIO MATERIALS CO., LTD.

THB 74,158,957.19

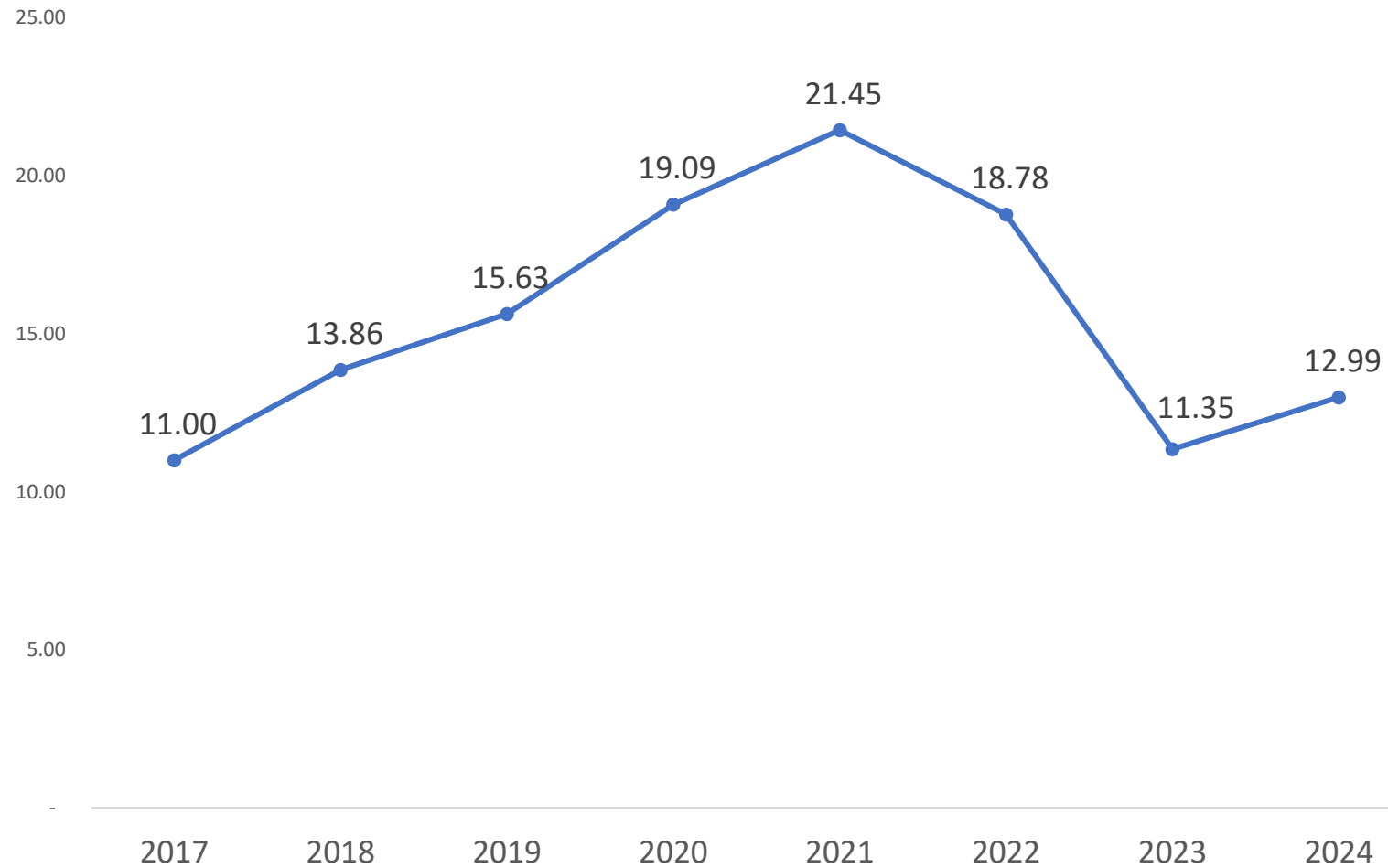
Paid date on 30/11/2023

NET PROFIT Q1 2017-2024

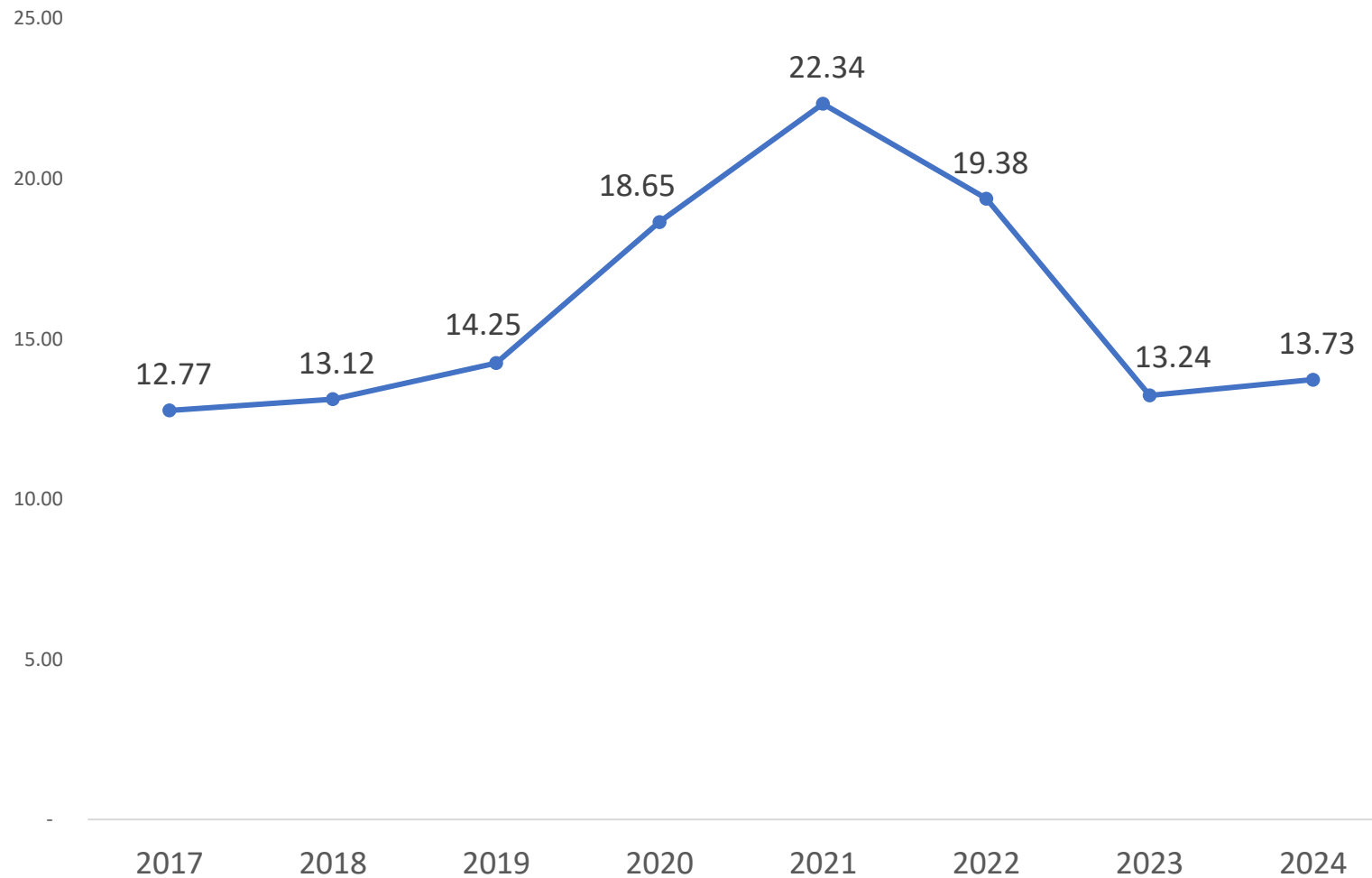
Unit: Million Baht



ROA (%) Q1 2017-2024



ROE (%) Q1 2017-2024



Financial Information Q1 2017-2024

Financial	2024	2023	2022	2021	2020	2019	2018	2017
Cash and cash equivalents (Million Baht)	159.59	159.57	95.00	164.82	79.70	47.93	138.09	104.50
Debt/Equity	0.43	0.33	0.39	0.23	0.24	0.24	0.23	0.22
Net Debt/Equity	-0.06	-0.18	-0.07	-0.32	-0.17	-0.08	-0.33	-0.29



Q & A